


OUR ITALIAN RANGE



RIA



Price group 1

LPL door 18 mm thick, 1 mm ABS edging along the sides.

Plinth H.150mm

Handles and handle-less systems available

Clad panels available

Finishes

Matt finish

Silk White, Olive, Shadow, Silicon Grey, Quartz Grey, Sand

Gloss finish: White only

Cement effect finish

Shade Portland, Light Portland, Clay, Beton, White Portland


Laminate Wood effect finish (Horizontal grain)

Ash white, Ash Tobak Tranche, Elm Jerez Tranche, Elm Tarifa Jerez,

Laminate Wood effect finish (Vertical grain)

Brushed Oak, New Zealand Oak, Ice Oak, Honey Oak, Moresco Oak, Caracalla Walnut

RIA



Price group 3_Lacquered door

19 mm thick MDF lacquered door. Outer finish matt lacquered soft touch with excimer treatment and glossy lacquered with UV-paint. Melamine interior same as door finish.

LASER edging same as door finish, on matt and glossy

White. ABS edging with polyurethane glue same as door finish, on Sahara and Antracite.

Plinth H.150mm

Handles and handle-less systems available

Clad panels available

Finishes

Matt finish

White, Sahara Anthracite

Gloss finish: White only



BALI_1

Price group 1_Laminate door

Door made with wood-cellulosic fibres coated with low pressure laminate, thickness 22 mm with ABS 10/10 border

Handles and handle-less systems available

Clad panels available

3 different door edges available

Finishes

Matt finish

Silk White, Silicon Grey, Olive, Shadow, Quartz Grey, Shadow

Cement effect finish

Shade Portland, Light Portland, Clay, Urban Beton, White Portland

Laminate Wood effect finish (Vertical grain)

Cracalla Walnut, Powder Pink Oak, Ash Oak, New Zealand Oak, Matrix Oak, Manhattan Walnut, Bruges Oak Tranche, Walnut, Dark Walnut, Euronocce Vetta, Vetta Oak

Marble effect finish: Montilla, Torano

Stone effect finish: Pegaso Cordiale

Metal effect finish: Inca, Iridio



BALI_2



Price group 2_PET door

Polyethylene Terephthalate door, glossy or matt single-sided lacquered, inside melamine matt fish, ABS edge with polyurethane glue same as door finish, 22,6 mm thickness on MDF support

Handles and handle-less systems available

Clad panels available

Finishes

Matt finish

Segnale White, Tele Grey, Beton Grey, Silk Grey, Black, Red, Blue, Lead, Marble

Gloss finish

Segnale White, Tele Grey, Beton Grey, Silk Grey



BALI_3

Price group 3_Polymeric door

Polymer coated MDF door, post-formed on the 4 sides, thickness 22 mm. The surface edges are rolled radius 2. White laminate interior.

Handles and handle-less systems available

Clad panels available

Finishes

Matt finish

White, Verde Grigio, Dust Grey, Black, Light Grey, Chamois, Blue, Sage Green, Graphite, Onyx

Gloss finish

White, Silk Grey, Smoky Grey, Dust blue, Sand, Red

Laminate Wood effect finish

Bark Oak, Bleached Oak, Sand Oak, Honey Ash, Brown Ash, Dark grey Ash, Natural Walnut, Tobacco Walnut

Oxide effect finish

White Oxide, Light Grey Oxide, Brown Oxide





BALI_6

Price group 6_HPL door

Door made with wood-cellulosic fibres coated with 8/10 HPL laminate and 10/10 ABS edges, 22 mm thick.

Handles and handle-less systems available

Clad panels available

Finishes


Matt finish & Gloss Finish

Moon White, Ice White, Porcelain, Sand, Mink, Creola Sand, Arenaria, Grey, Anthracite Grey, Carob, Brick, Petrol, Isabella Beige, Clay, Monsoon Grey, Iron Grey, Black, Barbados Green, Orient Red


Gloss Finish: All those with *

Laminate Wood effect finish

Natural Larch, Brown Larch, Bybios Pine, Bark, Tinted Sawn, Hapsburg Oak, Grey Elm, Cendre Walnut, Light Phoenix, Brown Phoenix, Dark Phoenix, Baroque Walnut.



BALI_6



Price group 6_HPL door

Door made with wood-cellulosic fibres coated with 8/10 HPL laminate and 10/10 ABS edges, 22 mm thick.

*Blackboard laminate doors: Doors are 22 mm wood particle board, laminated with black magnetic sheet, on which you can write with white or coloured chalks. The back of the door is always laminate blackboard but is not magnetic. ABS edge same as door finish

Handles and handle-less systems available

Clad panels available

Finishes

Laminate Wood effect finish


Vintage Plank, Natural Sawn, Natural Ash, Morgan Ash,
Mountain Larch, Wall Plamky

Special effect finish

Grey Fabric, Corten Touch, Navajo Gold Plamky, Concrete, Hemp
Lime, Mune White, Mune Grey, Montilla, Torano, Marmo Statuario,
*Blackboard



BALI_6



Price group 6_Fenix door

Door made with wood-cellulosic fibres coated with laminate Fenix NTM 22mm thickness, polypropylene edge 10/10 laser for NTM JIS

Handles and handle-less systems available

Clad panels available

Finishes

Matt finish

Kos White, Bromine Grey, Ingo Black



BALI_6-11

Price group 6/7_Lacquered Matt

Matt lacquered: Lacquer 22 mm thick MDF (Medium Density Fibre-board) door in silk matt finishing with polyurethane based paint.

Price Group 10/11_High Gloss Lacquered

Glossy lacquered: 22 mm thick MDF door (Medium Density Fibre-board), brushed glossy lacquered with polyurethane based paint.

Handles and handle-less systems available

Clad panels available

Finishes

Matt and High Gloss lacquered finish

Absolute White, Pure White, Cream White, Light Grey, Mink, Sage, Forest, Mint, Bronte, Light Ivory, Peach, Mou, Mud Brown, Agate, Graphite Grey, Dark Green, Cord, Dove Grey, Siliceous Grey, Olive Grey, Traffic Red, Paprika, Ultramarine Blue, Green Blue.

High Gloss lacquered only

Sapphire Blue, Deep Black, Mice Grey, Silk Grey, Artist Blue,



General technical notes

Carcase and shelves structure

18 mm thick melamine-coated chipboard panels, compliant with USA EPA TSCA Title VI regulations, V20 water repellent. Available in 3 colours: charcoal alcene, silk white and light alcene.

Upon request available in HPL laminated plywood 18mm thickness (white), with a 3mm back panel. Surcharge applies.

Glass shelves

These come tempered and at a 6mm thickness and are standard in cabinets with glass front door.

Back panels

4 mm tick MDF coated with finish paper glued with vinyl products.

For wall cabinets with dish rack are in PPL (water resistant) having a neutral colour.

Plinths H.150mm (RIA) H.100mm (BALI)

Coextruded in PVC, they are rotproof and coated with paper and protected by polyester resins.

Available in 5 colours: white, glossy white, glossy aluminium, titanium and black

Available in anodized aluminium, PVC RAL with an extra charge.

Accessories are made of plastic materials.

Feet

Made of shockproof plastic material, they are height-adjustable.

Hinges

All cabinets are provided with Blum soft-closing hinges, which ensure a noiseless closing independently of the movement speed and the door weight. The Blumotion is already integrated in the mechanism, and the regulation of the hinge is micrometric on three directions: continuous, comfortable and precise.

With small and light doors, it may be necessary to deactivate the slowing function.

Opening angles: 95° for corner bases and columns, 110° for standard hinged door cabinets, 135° for depth change cabinets with diagonal door and 155° for plate-rack cabinets.

Hanging system

Moulded ABS with stainless steel hook and aluminium coated, adjustable in both the horizontal and vertical directions. The max load for the wall units brackets is 70Kg. For the floating base units the brackets are in metal with a max load of 120 kg, these come with release-preventing system.

Drawers and baskets

Full-extension as a standard, 50 cm deep with a max load of 50 kg. Self-closing mechanism, blu-motion soft closing, clip connection to the front drawer and independent adjustment. Orion grey colour.

J channel handle rail

Made of aluminium available in gloss white, brill black, RAL at extra charge

Flat groove handle rail

Made of aluminium available in gloss white, brill black, RAL at extra charge

Carcase and shelves structure

18 mm thick melamine-coated chipboard panels, compliant with USA EPA TSCA Title VI regulations, V20 water repellent.



Silk White




Charcoal Alcene



Light grey Alcene


Plinths

Coextruded in PVC, rotproof and coated with paper and protected by polyester resins. Available in 4 colours: white, glossy white, glossy aluminium and black. Available in anodized aluminium (03) and PVC RAL with an extra charge.



C channel handle rail

Made of aluminium available in brill(AL), gloss white(WH), black (04) RAL at extra



Flat groove handle rail

Made of aluminium available in brill(AL), gloss white(WH), black (04) RAL at extra charge



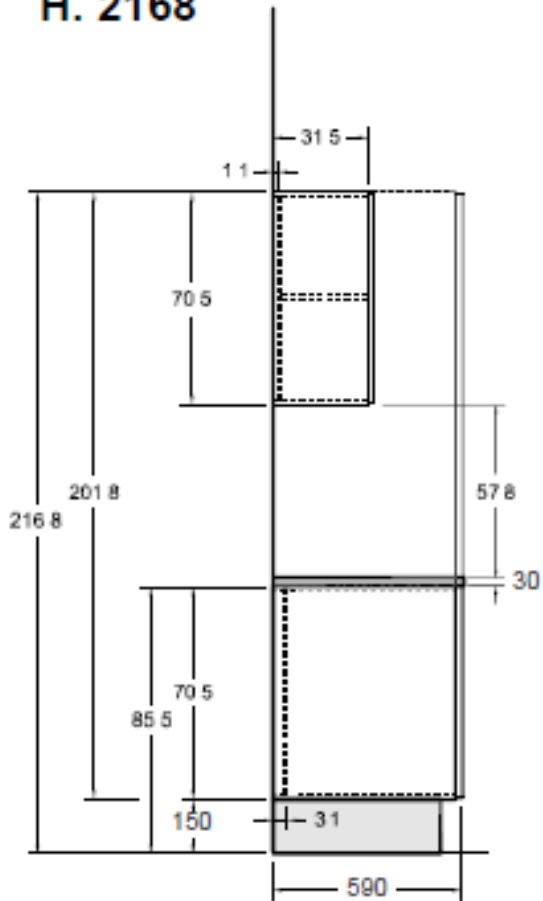
Wall units handle rail Made of aluminium available in brill(AL) only



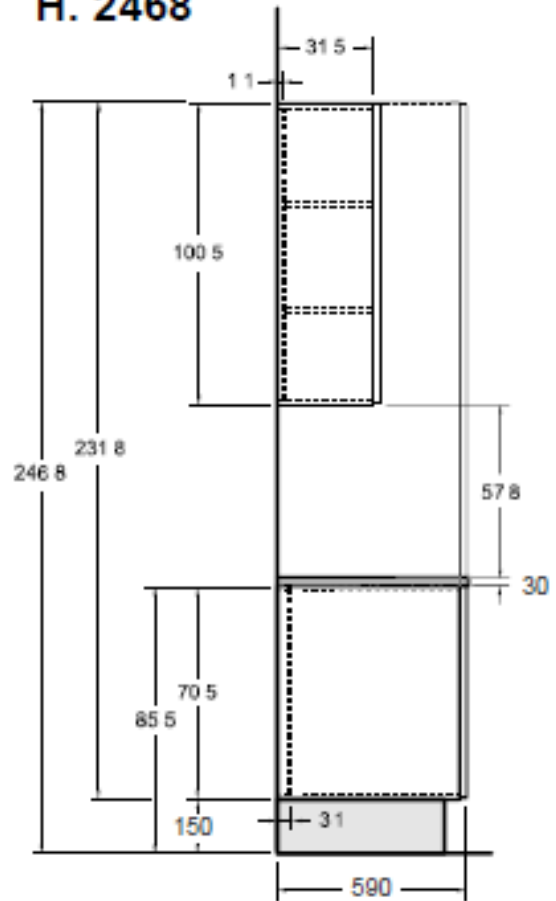
Brill

Ria matrix of handled cabinets

H. 2168

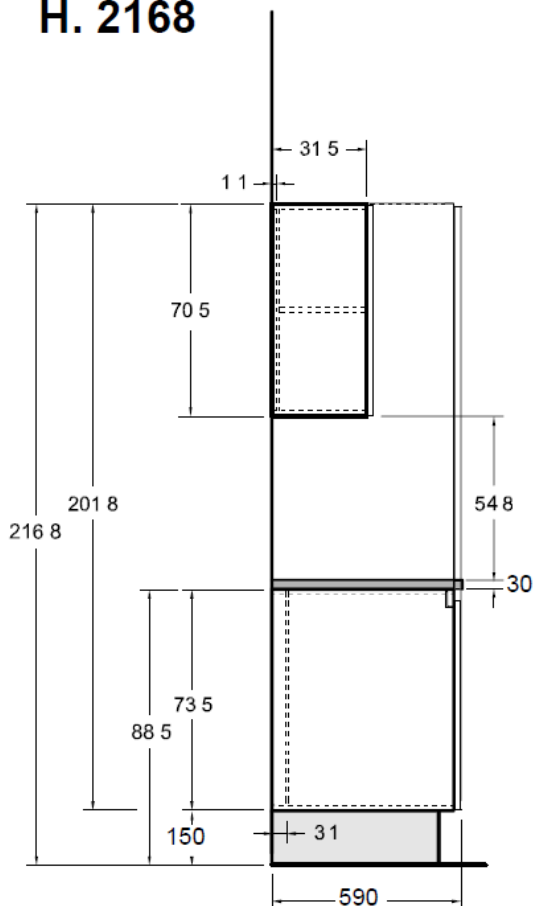


H. 2468

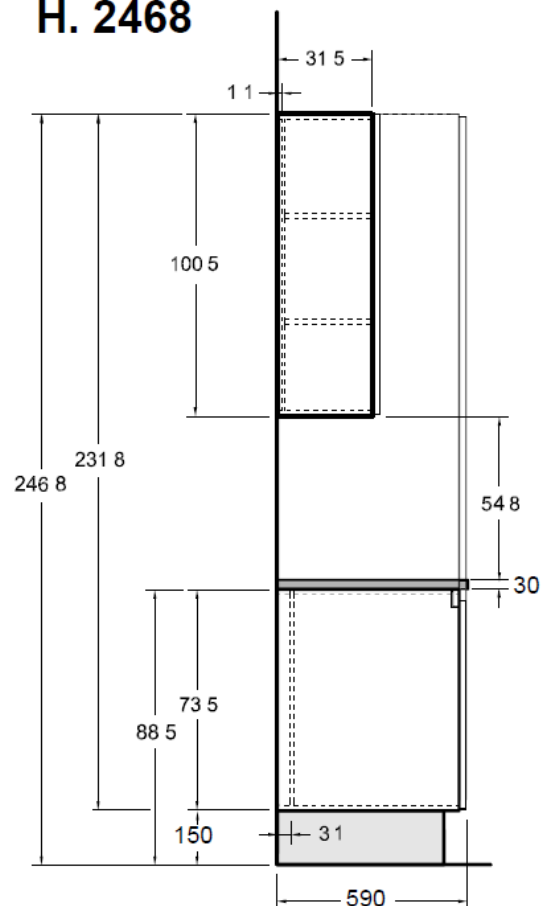


Ria matrix of cabinets with handle channel

H. 2168

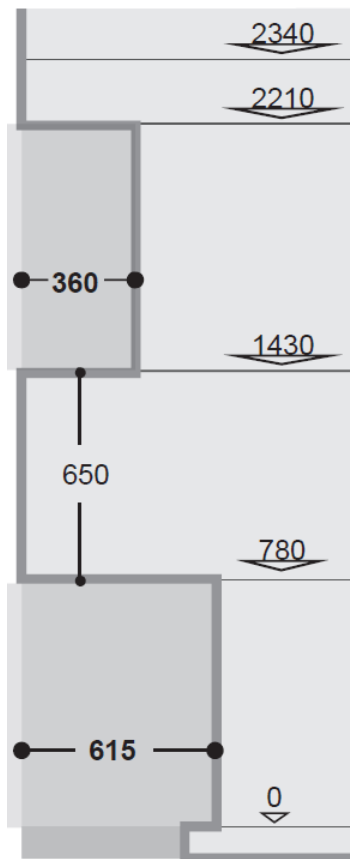


H. 2468

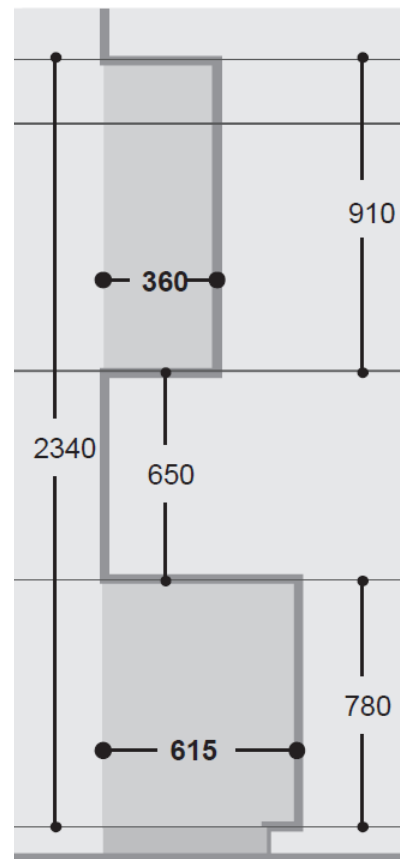


Bali matrix of handled cabinets

H. 2210

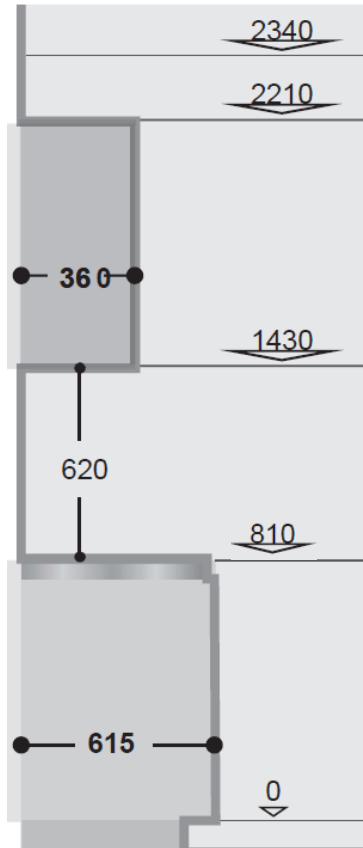


H. 2340

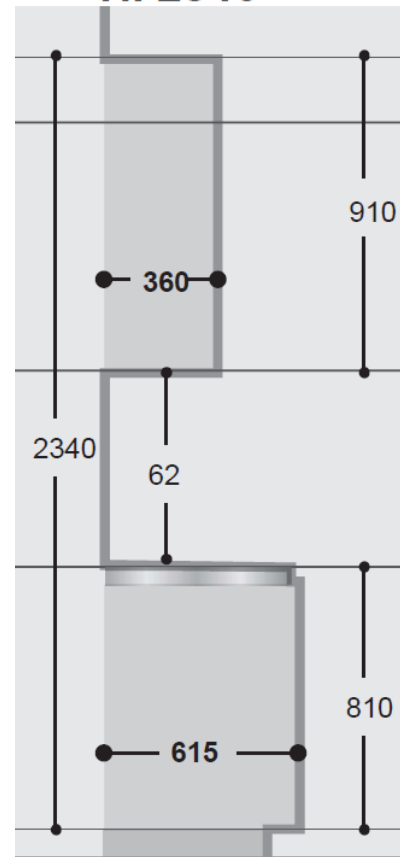


Bali matrix of cabinets with handle channel

H. 2210



H. 2340



OUR DUTCH RANGE



TONDO



Price group 0

Melamine on MLF, edged all around with laser edge band, 19mm thick

Handles and handle-less systems available

Clad panels available

Finishes

Matt finish

Ice, White, Blossom, Mist, Loam, Clay, Gravel, Graphite, Carbon



ALBA



ice white blossom



mist loam clay



gravel graphite carbon



magnolia sea salt cacao



acacia old oak washed oak blond oak



warm oak walnut champagne chestnut oak



silver oak espresso oak

Price group 1

Melamine on MLF or high gloss synthetic on MDF, edged all around with laser edge band, 19mm thick.

Handles and handle-less systems available

Finishes

Matt finish

Ice, White, Blossom, Mist, Loam, Clay, Gravel, Graphite, Carbon


Laminate Wood effect finish (horizontal & vertical grain)

Acacia, Old oak, Washed oak, Blond oak, Warm oak, Walnut,

Champagne oak, Chestnut, Silver oak, Espresso oak



BRILLIANT



white

Price group 1

High gloss on MLF, edged all around with high gloss laser edge band, 19mm thick.

Handles and handle-less systems available

Finishes

White High Gloss only



ANIA



ice




white



blossom



mist



loam



clay



gravel



graphite



carbon

Price group 2

High gloss synthetic on MDF, edged all around
with laser edge band, 19mm thick.

Handles and handle-less systems available

Finishes

High Gloss Synthetic finish

Ice, White, Blossom, Mist, Loam, Clay, Gravel, Graphite, Carbon



CASA



ice white blossom



mist loam clay




gravel graphite carbon



magnolia sea salt cacao



acacia old oak washed oak blond oak



warm oak walnut champagne oak chestnut oak



silver oak espresso oak

Price group 2

Melamine on MLF, framework 80mm wide edged all around with laser edge band, 19mm thick.

Handles and handle-less systems available

Finishes

Matt finish

Ice, White, Blossom, Mist, Loam, Clay, Gravel, Graphite, Carbon

Laminate Wood effect finish (horizontal & vertical grain)

Acacia, Old oak, Washed oak, Blond oak, Warm oak, Walnut, Champagne oak, Chestnut, Silver oak, Espresso oak



EVIAN



snow



white



mist



loam



anthracite



carbon

Price group 2

MDF with an ultra matt surface , 4 sides edged with matt laser edge, rear is in melamine, 19mm thick.

Handles and handle-less systems available

Finishes

Ultra Matt finish

Snow, White, Mist, Loam, Anthracite, Carbon



CRISTINA GROOVE 15



Price group 3 for Silk gloss lacquer & Structured lacquer

Price group 4 for Matt lacquer

Front: flat lacquered covered MDF, vertical grooves equally divided per approx. 150mm, residual measurements are minimal approx. 90mm, edged all around with laser edge band,

Radius R-1.5mm, 19mm thick.

Handles and handle-less systems available

Clad panels available

Finishes

Silk gloss lacquer / Structured lacquer / Matt lacquer finishes

Ice, White, Blossom, Mist, Loam, Clay, Gravel, Graphite, Carbon, Magnolia, Spring green, Pastel blue, Blue grey, Midnight blue, Mustard yellow, Sand, Olive green, Cacao, Ruby red



CRISTINA GROOVE 5



Price group 3 for Silk gloss lacquer & Structured lacquer

Price group 4 for Matt lacquer

Front: flat lacquered covered MDF, vertical grooves equally divided per approx. 150mm, residual measurements are minimal approx. 90mm, edged all around with laser edge band, Radius R-1.5mm, 19mm thick.

Handles and handle-less systems available

Clad panels available

Finishes

Silk gloss lacquer / Structured lacquer / Matt lacquer finishes

Ice, White, Blossom, Mist, Loam, Clay, Gravel, Graphite, Carbon, Magnolia, Spring green, Pastel blue, Blue grey, Midnight blue, Mustard yellow, Sand, Olive green, Cacao, Ruby red



ROSE



Price group 3 for Silk gloss lacquer & Structured lacquer

Price group 4 for Matt lacquer

Front: flat lacquered covered MDF with vertical wood grain, the Front sides are provided with wood grain, radius R-1.5mm, 19mm thick.

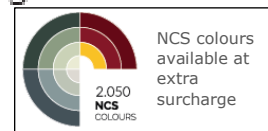
Handles and handle-less systems available

Clad panels available

Finishes

Silk gloss lacquer /Structured lacquer /Matt lacquer finishes

Ice, White, Blossom, Mist, Loam, Clay, Gravel, Graphite, Carbon, Magnolia, Spring green, Pastel blue, Blue grey, Midnight blue, Mustard yellow, Sand, Olive green, Cacao, Ruby red





ROSE GROOVE 10

Price group 3 for Silk gloss lacquer & Structured lacquer

Price group 4 for Matt lacquer

Front: flat lacquered covered MDF with vertical wood grain, vertical texture and vertical grooves divided per appr. 100 mm, residual measurements are minimal appr. 70 mm

the front sides are provided with wood grain, radius R-1.5mm, 19mm thick.

Handles and handle-less systems available

Finishes

Silk gloss lacquer / Structured lacquer / Matt lacquer finishes

Ice, White, Blossom, Mist, Loam, Clay, Gravel, Graphite, Carbon, Magnolia, Spring green, Pastel blue, Blue grey, Midnight blue, Mustard yellow, Sand, Olive green, Cacao, Ruby red





ALANO

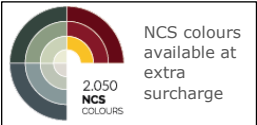


Price group 3 for Silk gloss lacquer & Structured lacquer
 Price group 4 for Matt lacquer
 Front: MDF foil wrapped door with framework 53mm wide,6mm radius,
 Flat drawer panel with 2 grooves, 19mm thick.
 Handles and handle-less systems available
 Clad panels available

Finishes

Silk gloss lacquer /Structured lacquer /Matt lacquer finishes

Ice, White, Blossom, Mist, Loam, Clay, Gravel, Graphite, Carbon,
 Magnolia, Spring green, Pastel blue, Blue grey, Midnight blue,
 Mustard yellow, Sand, Olive green, Cacao, Ruby red





FLORENCE

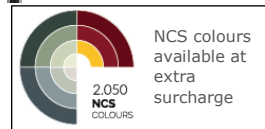


Price group 3 for Silk gloss lacquer & Structured lacquer
 Price group 4 for Matt lacquer
 Front: 19mm MDF foil wrapped door with framework 71mm wide,
 Profiled edge and flat central panel. Flat drawer panel with
 profiled edge
 Handles and handle-less systems available
 Clad panels available

Finishes

Silk gloss lacquer /Structured lacquer /Matt lacquer finishes

Ice, White, Blossom, Mist, Loam, Clay, Gravel, Graphite, Carbon,
 Magnolia, Spring green, Pastel blue, Blue grey, Midnight blue,
 Mustard yellow, Sand, Olive green, Cacao, Ruby red





ORLANDO



Price group 3 for Silk gloss lacquer & Structured lacquer
 Price group 4 for Matt lacquer
 Front: 19mm MDF foil wrapped door with framework 71mm wide, 3mm radiused, flat central panel. Flat drawer panel with 3mm radiused
 Handles and handle-less systems available
 Clad panels available

Finishes

Silk gloss lacquer / Structured lacquer / Matt lacquer finishes
 Ice, White, Blossom, Mist, Loam, Clay, Gravel, Graphite, Carbon, Magnolia, Spring green, Pastel blue, Blue grey, Midnight blue, Mustard yellow, Sand, Olive green, Cacao, Ruby red



STAMFORD



Price group 3 for Silk gloss lacquer & Structured lacquer

Price group 4 for Matt lacquer

Front: 19mm MDF foil wrapped door, profiled edge, with framework 9mm wide, 2mm radiused, flat central panel. Drawer identical to door

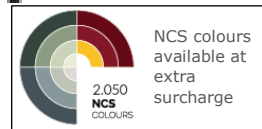
Handles and handle-less systems available

Clad panels available


Finishes

Silk gloss lacquer /Structured lacquer /Matt lacquer finishes

Ice, White, Blossom, Mist, Loam, Clay, Gravel, Graphite, Carbon, Magnolia, Spring green, Pastel blue, Blue grey, Midnight blue, Mustard yellow, Sand, Olive green, Cacao, Ruby red



NCS colours available at extra surcharge



FOREST



Price group 4 for Silk gloss lacquer, Structured lacquer & Stain

Price group 5 for Matt lacquer

Front: 19mm MDF covered with veneer door, edged all around with veneer edge band, vertical texture

Handles and handle-less systems available

Clad panels available

Finishes

Silk gloss lacquer / Structured lacquer / Matt lacquer finishes

Ice, White, Blossom, Mist, Loam, Clay, Gravel, Graphite, Carbon, Magnolia, Spring green, Pastel blue, Blue grey, Midnight blue, Mustard yellow, Sand, Olive green, Cacao, Ruby red

Stain finish

Nature oak, Grey oak, Brown oak, Blank oak, Dark grey oak, Pebble oak, Matt black oak, Smoked oak.





LAINÉ



Price group 5 for Silk gloss lacquer, Structured lacquer & Stain

Price group 6 for Matt lacquer

Front: 19.5mm MDF with 1.0mm veneer top layer (oak) with notes, cracks and openings between the veneer strips and with a black underlayment, radiused R=1.3mm, edged all around with veneer edge band.

Handles and handle-less systems available

Finishes

Silk gloss lacquer /Structured lacquer /Matt lacquer finishes

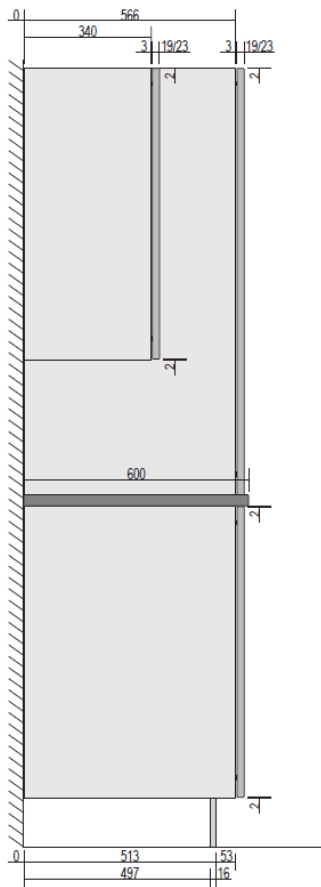
Ice, White, Blossom, Mist, Loam, Clay, Gravel, Graphite, Carbon, Magnolia, Spring green, Pastel blue, Blue grey, Midnight blue, Mustard yellow, Sand, Olive green, Cacao, Ruby red

Stain finish

Nature oak, Grey oak, Brown oak, Blank oak, Dark grey oak, Pebble oak, Matt black oak, Smoked oak.



Matrix of handled cabinets



CARCASE DEPTH

Base unit	340 mm
Base unit	466 mm
Base unit	566 mm
Base unit	666 mm
Tall units	340 mm
Tall units	566 mm
Wall units	340 mm
Wall units	566 mm
Front thickness	19 t/m 23 mm

SERVICE GAP

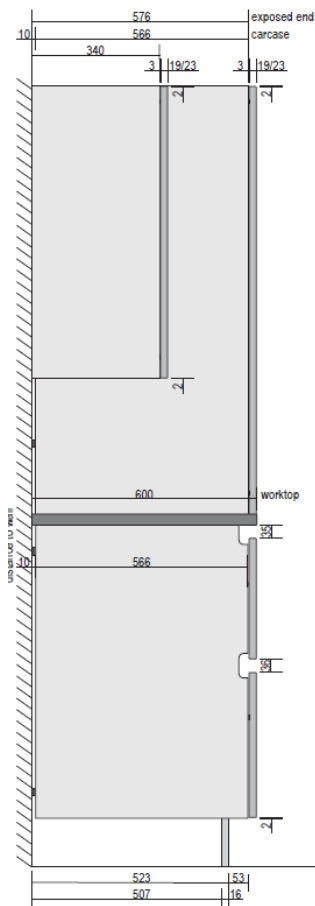
Base and tall unit 340 mm	17 mm
Base and tall unit 466 mm	60 mm
Base and tall unit 566 mm	60 mm
Base and tall unit 666 mm	60 mm
Wall unit 340 mm	17 mm
Wall unit 566 mm	17 mm

PLINT HEIGHT *

Carcase height 780	130 mm
Carcase height 845	70 mm
Also available	100 - 130 - 170 - 200 mm

* Alternative plint heights to be cut in height on site

Matrix of cabinets with handle channel



CARCASE DEPTH

Base units	340 mm
Base units	476 mm
Base units	576 mm
Base units	676 mm
Tall units	340 mm
Tall units	576 mm
Wall units	340 mm
Wall units	576 mm
Front thickness	19 t/m 23 mm

SERVICE GAP

Base and tall unit 340 mm	17 mm
Base and tall unit 476 mm	70 mm
Base and tall unit 576 mm	70 mm
Base and tall unit 676 mm	70 mm
Wall unit 340 mm	17 mm
Wall unit 576 mm	17 mm

PLINT HEIGHT *

Carcase height 780	130 mm
Carcase height 845	70 mm
Also available	170 - 200 mm

* Alternative plint heights to be cut in height on site

**OUR ENGLISH SHAKER
TRADITIONAL RANGE**


DAWSON

PRICE GROUP 1

EX
EX-STOCK



EX EX-STOCK



DOOR SPECIFICATION

Description	Shaker - 5 piece frame with bevelled edge & v-groove
Finish	Smooth matte foil
Base material	MDF wrapped in Alkorcell
Door thickness	19mm
Frame width	68mm
Edge colour	As face
Reverse colour	As face

KENSINGTON

PRICE GROUP 1

EX
EX-STOCK



EX EX-STOCK



DOOR SPECIFICATION

Description	Shaker - 5 piece frame with v-groove
Finish	Open grained planked Ash effect foil
Base material	MDF wrapped in Alkorcell
Door thickness	22mm
Frame width	93mm
Edge colour	As face
Reverse colour	As face

FLORENCE

PRICE GROUP 2

EX
EX-STOCK

PTO
PAINT
TO ORDER

CMS
COLOUR MATCH
SERVICE



EX EX-STOCK

PTO PAINT TO ORDER

	WHITES/CREAMS	BEIGES	BLUES	GREENS	GREYS	PINKS/PURPLES
Primed	Brilliant White	Shell	Pantry Blue	Light Teal	Light Grey	Cashmere
	Porcelain	Taupe Grey	Airforce	Viridian	Dust Grey	Vintage Pink
	Ivory	Mussel	Parisian Blue	Sage Green	Gun Metal Grey	Lavendar Grey
		Stone	Marine	Cardamom	Graphite	Deep Heather
		Stone Grey	Slate Blue	Willow		
		Lava	Indigo	Heritage Green		
				Deep Forest		

CMS
Colour Match
Service

DOOR SPECIFICATION

Description	Shaker - routed with internal bead
Finish	Smooth matte painted - 15% sheen
Frame material	MDF (high tension mdf plus)
Door thickness	18mm
Frame width	93mm
Edge colour	As face
Reverse colour EX	As face - white melamine matte
Reverse colour PTO	As face - painted

GEORGIA

PRICE GROUP 2

EX
EX-STOCK

PTO
PAINT
TO ORDER

CMS
COLOUR MATCH
SERVICE



EX EX-STOCK

PTO PAINT TO ORDER

	WHITES/CREAMS	BEIGES	BLUES	GREENS	GREYS	PINKS/PURPLES
Primed	Brilliant White	Shell	Pantry Blue	Light Teal	Light Grey	Cashmere
	Porcelain	Taupe Grey	Airforce	Viridian	Dust Grey	Vintage Pink
	Ivory	Mussel	Parisian Blue	Sage Green	Gun Metal Grey	Lavendar Grey
		Stone	Marine	Cardamom	Graphite	Deep Heather
		Stone Grey	Slate Blue	Willow		
		Lava	Indigo	Heritage Green		
				Deep Forest		

CMS Colour Match Service

DOOR SPECIFICATION

Description	Shaker - routed
Finish	Smooth matte painted - 15% sheen
Frame material	MDF (high tension mdf plus)
Door thickness	18mm
Frame width	87mm
Edge colour	As face
Reverse colour	EX As face - white melamine matte
Reverse colour	PTO As face - painted

CLIFDEN

PRICE GROUP 3 FOR EX-STOCK DOORS
PRICE GROUP 7 FOR PTO DOORS

EX
EX-STOCK

PTO
PAINT
TO ORDER

CMS
COLOUR MATCH
SERVICE



EX EX-STOCK

PTO PAINT TO ORDER

	WHITES/CREAMS	BEIGES	BLUES	GREENS	GREYS	PINKS/PURPLES
Primed	Brilliant White	Shell	Pantry Blue	Light Teal	Dust Grey	Cashmere
Porcelain	Ivory	Taupe Grey	Airforce	Viridian	Gun Metal Grey	Vintage Pink
Light Grey		Mussel	Parisian Blue	Sage Green	Graphite	Lavendar Grey
Marine		Stone	Slate Blue	Cardamom		Deep Heather
Heritage Green		Stone Grey	Indigo	Willow		
		Lava		Deep Forest		

CMS Colour Match Service

DOOR SPECIFICATION

Description	Narrow shaker - routed
Finish	Smooth matte painted - 15% sheen
Frame material	MDF (high tension mdf plus)
Door thickness	18mm
Frame width	68mm
Edge colour	As face
Reverse colour	EX As face - melamine matte*
Reverse colour	PTO As face - painted

*Please note: our primed product comes with a White reverse.

CLIFDEN HANDLELESS

PRICE GROUP 3 FOR EX-STOCK DOORS
PRICE GROUP 7 FOR PTO DOORS

EX

EX-STOCK

PTO

PAINT
TO ORDER

CMS

COLOUR MATCH
SERVICE



EX EX-STOCK

PTO PAINT TO ORDER

EX EX-STOCK	PTO PAINT TO ORDER					
	WHITES/CREAMS	BEIGES	BLUES	GREENS	GREYS	PINKS/PURPLES
Primed	Brilliant White	Shell	Pantry Blue	Light Teal	Dust Grey	Cashmere
Porcelain	Ivory	Taupe Grey	Airforce	Viridian	Gun Metal Grey	Vintage Pink
Light Grey		Mussel	Parisian Blue	Sage Green	Graphite	Lavendar Grey
Marine		Stone	Slate Blue	Cardamom		Deep Heather
Heritage Green		Stone Grey	Indigo	Willow		
		Lava		Deep Forest		

CMS Colour Match Service

DOOR SPECIFICATION

Description	Shaker - routed
Finish	Smooth matte painted - 15% sheen
Frame material	MDF (high tension mdf plus)
Door thickness	18mm
Frame width	68mm
Edge colour	As face
Reverse colour	EX As face - melamine matte*
Reverse colour	PTO As face - painted

*Please note: our primed product comes with a White reverse.

ALDANA

PRICE GROUP 3 FOR EX-STOCK DOORS
PRICE GROUP 7 FOR PTO DOORS

EX

EX-STOCK

PTO

PAINT
TO ORDER

CMS

COLOUR MATCH
SERVICE



EX EX-STOCK

PTO PAINT TO ORDER

EX EX-STOCK	PTO PAINT TO ORDER					
	WHITES/CREAMS	BEIGES	BLUES	GREENS	GREYS	PINKS/PURPLES
Sanded Ash	Brilliant White	Shell	Pantry Blue	Light Teal	Gun Metal Grey	Cashmere
Porcelain	Ivory	Taupe Grey	Airforce	Viridian		Vintage Pink
Light Grey		Mussel	Parisian Blue	Sage Green		Lavendar Grey
Stone		Stone Grey	Slate Blue	Cardamom		Deep Heather
Dust Grey		Lava	Indigo	Willow		
Marine				Deep Forest		
NEW Heritage Green						
NEW Graphite						

CMS Colour Match Service

DOOR SPECIFICATION

Description	Narrow shaker - 5 piece solid frame with flat veneer centre panel
Finish	Ash painted any standard paint colour (or sanded)
Frame material	Ash
Centre panel material	Ash veneer
Door thickness	20mm
Frame width	68mm
Edge colour	As face
Reverse colour	As face

WAKEFIELD

PRICE GROUP 3 FOR EX-STOCK DOORS
PRICE GROUP 7 FOR PTO DOORS

EX
EX-STOCK

PTO
PAINT
TO ORDER

CMS
COLOUR MATCH
SERVICE



EX EX-STOCK

PTO PAINT TO ORDER

Sanded Ash
Light Oak
Porcelain
Ivory
Mussel
Light Grey
Sage Green
Stone
Dust Grey
Marine

WHITES/CREAMS	BEIGES	BLUES	GREENS	GREYS	PINKS/PURPLES
Brilliant White	Shell	Pantry Blue	Light Teal	Gun Metal Grey	Cashmere
	Taupe Grey	Airforce	Viridian	Graphite	Vintage Pink
	Stone Grey	Parisian Blue	Cardamom		Lavendar Grey
	Lava	Slate Blue	Willow		Deep Heather
		Indigo	Heritage Green		CMS Colour Match Service
			Deep Forest		

DOOR SPECIFICATION


Description	Shaker - 5 piece solid frame with internal bead	
Finish	Oak	Painted
	Oak	Ash painted any standard colour or sanded
Frame material	Oak	Ash
Centre panel material	Oak veneer	Ash veneer
Door thickness	20mm	
Frame width	93mm	
Edge colour	Oak	As face
Reverse colour	Oak	As face

OUR BESPOKE RANGE

Many of our completed projects involve following unique specifications, created by our clients, from the below board manufacturers. We are able to create not only door fronts, but carcasses in an array of different grains and colours.

*colours availability subject to local distributor.

Please click on the links below to view all the ranges

The logo for CLEAF, featuring the word "CLEAF" in a bold, white, sans-serif font with a black outline, set against a solid black rectangular background.

<https://www.cleaf.it/en/collezioni/espresso/>

The logo for EGGER, featuring a solid red horizontal bar above the word "EGGER" in a bold, black, sans-serif font. The letter "E" is red, while the remaining letters are black.

<https://www.egger.com/en/products/furniture-interior-design/?country=GB>

The logo for kronospan, featuring the word "kronospan" in a blue, lowercase, sans-serif font. The letters "o", "s", "p", and "a" are stylized with vertical lines extending from their right sides.

https://kronospan.com/en_EN